

The Statistician-General says

The facts are;

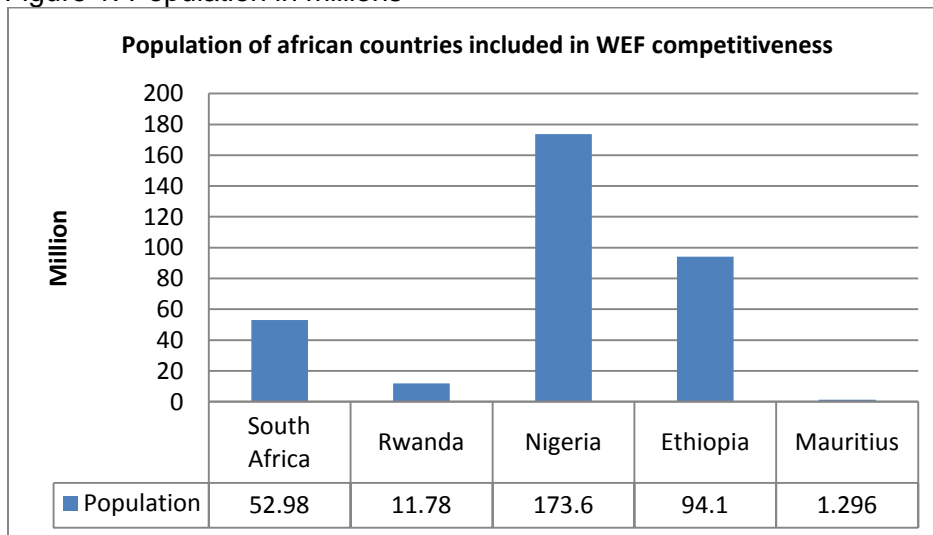
Introduction

Business Day, 04-Sep-2014: South Africa falling even further behind, South Africa is continuing its slide the World Economic Forum competitiveness ranking. We chose five countries that were included in the WEF competitiveness survey.

Background

According to World Economic Forum:

Figure 1: Population in millions



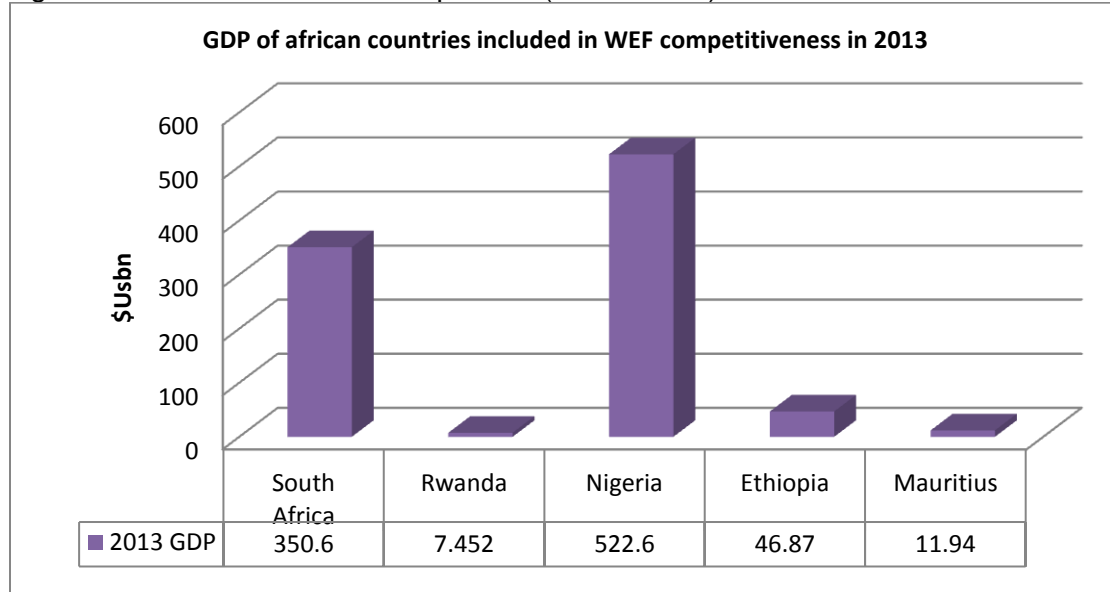
Nigeria has a population of **173.6 million** people which is the largest population followed South Africa with population of **52.98 million** people and Mauritius has the smallest population of **1.296 million** people.

In 2012 South Africa had the school enrolment, primary (% gross) of **102%** compared to Rwanda and Mauritius with school enrolment, primary (% gross) of **134%** and **108%** respectively for the same year.

The Statistician-General says

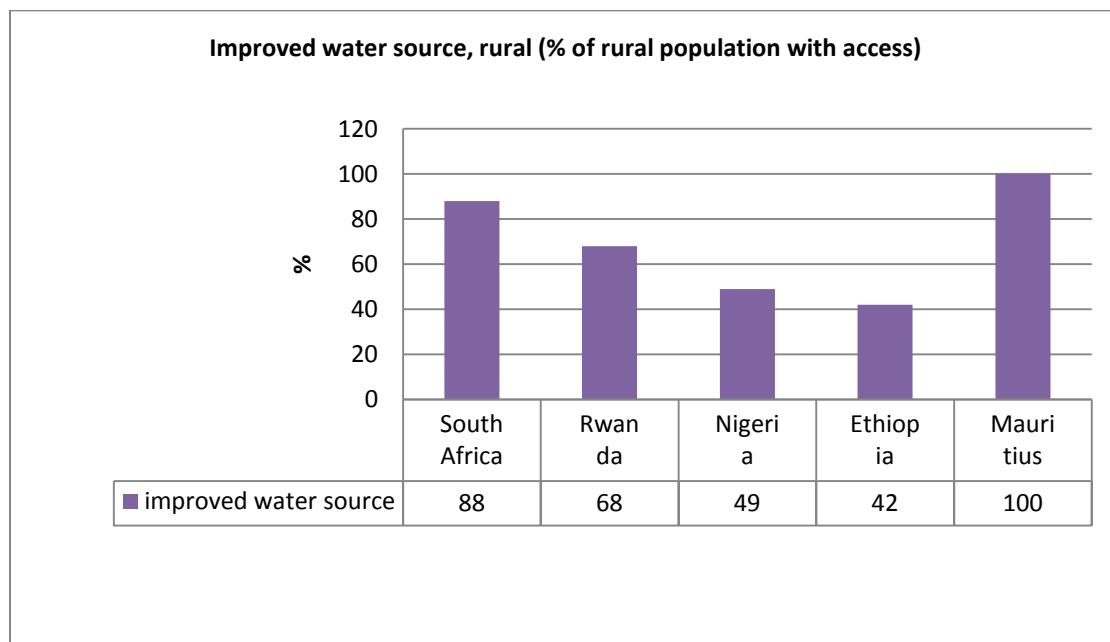
The facts are;

Figure 2: 2013 Growth Domestic product (current US\$)



In 2013 South Africa had a GDP of **\$US350.6bn** which is the second largest GDP in Africa after Nigeria with GDP of **\$US522.6bn** in the same year. Rwanda had the lowest GDP of **\$USbn7.452**

Figure 3: Improved water source, rural (% of rural population with access)



The Statistician-General says

The facts are;

In 2013 Mauritius had **100%** improved water source in rural population with access followed by South Africa with **88%** improved water source in rural population with access Ethiopia had the lowest improved water source in rural population with access of **42%** in the same year .

Conclusion

Even though South Africa did not perform well in the WEF survey it still has the largest economy after Nigeria